



## **VAN BUỒM TAY XOAY KITZ G-10DJM**

**NHÃN HIỆU**

**MODEL**

**Kết Nối**

**Tay Van**

**Thân Van**

**Ty Van**

**Đĩa Van**

**Đệm Kín**

**Nhiệt Độ**

**Áp Lực**

**Kích Cỡ**

**Sử Dụng**

**Tình Trạng**

**Đơn Giá**

**KITZ**

**FIG. G-10DJM**

**Mặt bích JIS10K FF**

**Nhôm đúc / Aluminum Die-Cast**

**Gang dẻo / Ductile Iron**

**Thép không gỉ SUS410 / SUS420**

**Thép không gỉ SUS304 / SUS316**

**Cao su NBR / EPDM**

**Max 130°C**

**Max 10kgf/cm<sup>2</sup>**

**DN40 → DN600 (1.1/2 Inch → 24 Inch)**

**Nước, khí nén**

**Hàng có sẵn, mới 100%**

**Liên hệ**



Through pursuit of functions required for butterfly valves. Variety of product range to comply with user's requirements.

### Specification

Maximum service pressure			
ASME 150	1.03 MPa	10K	1.0 MPa
ASME 200	1.38 MPa	16K	1.6 MPa
ASME 250	1.72 MPa	20K	2.0 MPa
PN16	1.6 MPa		
PM25	2.5 MPa		
Service temperature range			
NBR (Buna-N) seat			0°C to +70°C
EPDM seat			-20°C to +120°C*
Continuous service temperature range			0°C to +100°C

\* There are some fluid type restrictions for the service at 130°C. Contact us for details.

Applicable standards	
Valve design	API 609, MSS-SP 67, EN 593, JIS B 2032
Face to face dimensions	API 609 Category A, MSS-SP 67 W-1: Size 2 to 14 W-2: Size 16 to 24 EN 558 basic series 20, ISO 5752.20 Series, JIS B 2002.46 Series

Coupling flanges	
Wafer type	ASME Class 150/200/250 EN 1092 PN10: DN 50 to DN 350, PN16: All sizes PN25: DN 50 to DN 300 BS 10 Table D/Table E JIS 10K/16K/20K
Lugged type	ASME Class 150/200/250 EN 1092 PN10: DN 50 to DN 150, PN16: All sizes PN25: DN 50 to DN 300

### Feature

#### Non-peeling Seat-to-body Construction

Molded-in (bonded) seat structure is employed for size 2 to 12. Larger sized valves are provided with replaceable seat. This non-peeling seat-to-body construction assures maintenance-free application for high fluid velocity service\*1, vacuum service\*2 and handling surging fluid velocity. It also guarantees peel-free valve mounting on pipelines.

\*1 Maximum 4 meters/second for on-off service for valves up to size 12, and 3 meters/second for size 14 and larger.

\*2 Up to 30 Torr. Vacuum service is option for size 14 and larger.

#### Spherical Design for Discs and Seats

Rubber seats are spherically designed where they contact top and bottom stems. This protects widely designed rubber seats from peeling or deformation for prolonged service life of valves. Thinly streamlined metal discs are the results of elaborate laboratory study to ultimately minimize the pressure loss.

#### Choice of Materials and Operating Devices

Choice among 4 disc and 2 seat materials and manual, pneumatic or electric valve operating devices makes service applications highly versatile.

#### Integral ISO 5211 Actuator Mounting Flange

Any pneumatic or electric valve actuators provided with ISO 5211 valve mounting flanges can be easily mounted for actuation of valves in the field.

#### Low Valve Operating Torque

Low operating torques are designed low for extension of valve service life and economic consideration in selection of valve operating devices.

#### Light-designed for Operation Efficiency

Designed much lighter than our conventional series for operation efficiency in piping

#### Emission-free Stem Sealing Mechanism

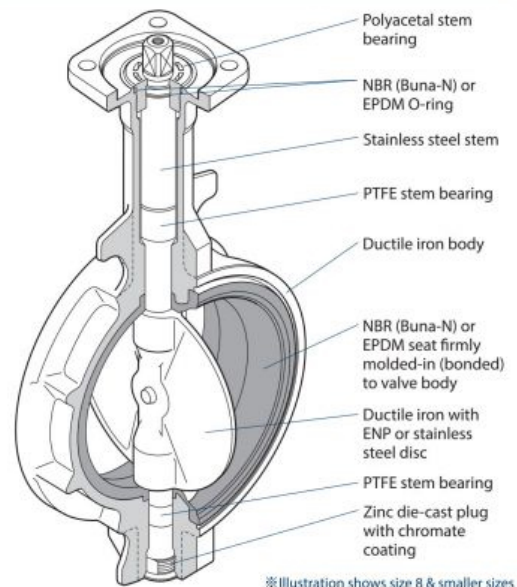
Prevention of external fluid leakage is maximized with a rubber O-ring assembled around the top stem and tight contact between spherically designed rubber seat and spherically designed top and bottom end of the disc.

#### Dew Condensation Prevention

Dew condensation prevention type is optionally available with heat insulating plate (size 2 to 6) or stainless steel stand (size 8 to 24).

### Molded-in (bonded) seat structure

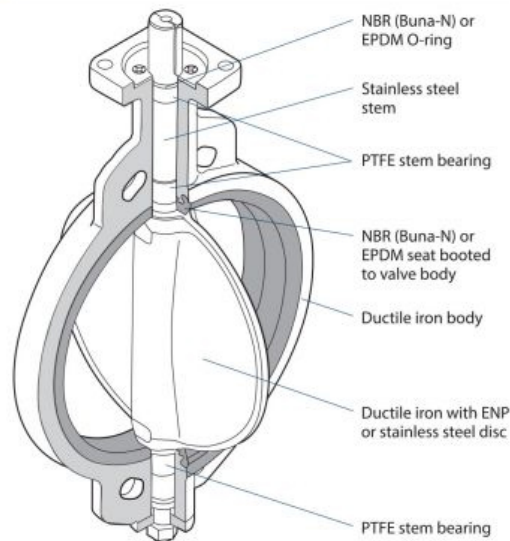
(Size 2 to 12)\*1



※Illustration shows size 8 & smaller sizes

### Replaceable seat structure

(Size 14 to 24)\*2

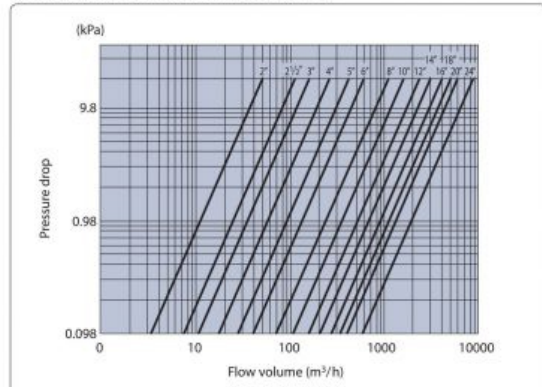


## Flow Coefficient (Cv)

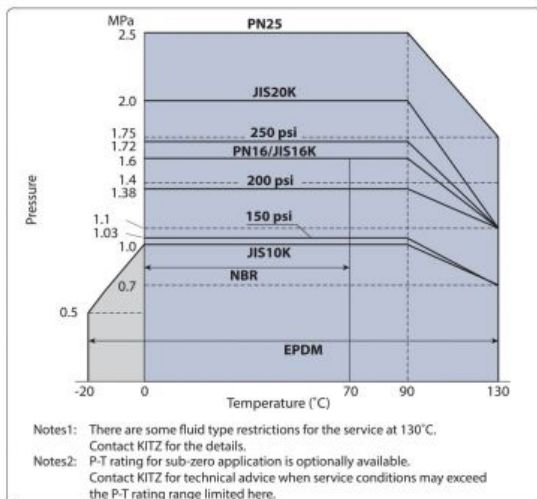
Size	inch	mm	Valve opening			
			30°	45°	60°	90°
2	50	10	23	47	124	124
2½	65	22	50	102	270	270
3	80	33	74	149	397	397
4	100	55	125	252	671	671
5	125	83	189	381	1013	1013
6	150	126	286	576	1532	1532
8	200	230	522	1050	2792	2792
10	250	325	743	1514	4025	4025
12	300	493	1123	2260	6010	6010
14	350	617	1371	2829	7525	7525
16	400	826	1787	3760	10080	10080
18	450	1076	2441	4933	13120	13120
20	500	1311	2969	6012	15990	15990
24	600	1942	4449	8907	23690	23690

## Pressure Loss

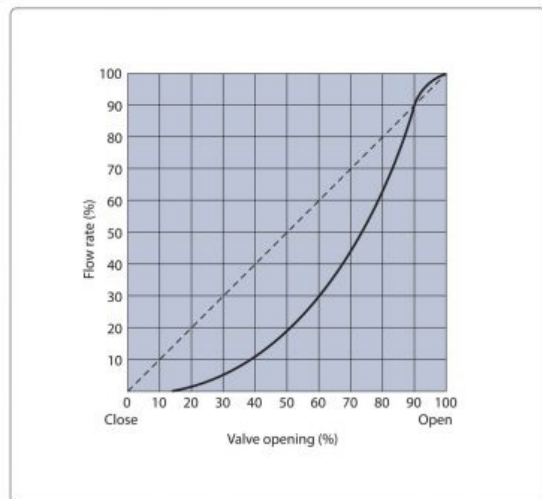
(for handling static clean water with valve fully open)



## P-T Rating



## Flow Characteristics

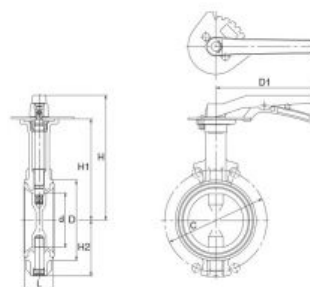


## Standard Materials

Parts	Material	
Body	Ductile Iron	
	Cast Iron (JIS 10K design Size 14" to 24")	
Stem	410 Stainless Steel / 420 Stainless Steel	
Bottom stem		
Disc	Ductile Iron (Ni-plated) / 304SS / 316SS / Aluminum Bronze (See Explanation of Product Code)	
Seat	NBR (Buna-N) / EPDM (See Explanation of Product Code)	
O-ring		
Bearing	Polyacetal / Glass Filled PTFE / Metal Backed PTFE	
Plug (Size 2" to 8")	Zinc die-cast (Chromate Coating)	
Operator	Lever	Aluminum Die-cast
	Gear	Aluminum Die-cast (Size 2" to 12")
		Cast-Iron (Size 14" to 24")
	Vertical gear	Cast-Iron

## Wafer Type JIS 10K/16K/20K Design - Lever Operated

- 10DJ
- 16DJ
- 20DJ  E



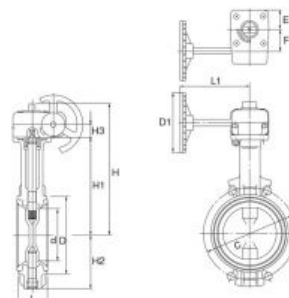
Dimensions unit: mm

Size		d	H	H1	H2	L	D	C		D1
mm	inch							10DJ	16/20DJ	
40	1½	40	172	128	37	33	74	105	—	180
50	2	50	191	147	67	43	90	120	120	180
65	2½	65	199	155	75	46	104	140	140	180
80	3	80	217	173	91	46	124	150	160	180
100	4	100	227	183	101	52	146	175	185	180
125	5	125	265	211	127	56	176	210	225	230
150	6	150	277	223	139	56	206	240	260	230
200	8	197	295	248	169	60	257	290	305	350

Disc and seat material coding. Please refer to page 1.

## Wafer Type ASME 150/200/250 psi Design - Gear Operated

- G-150DJ
- G-200DJ
- G-250DJ



Dimensions unit: mm

Size		d	H	H1	H2	L	D	C	H3	D1	D1	L1	L1	E	F
mm	inch									150/200	250	150/200	250		
50	2	50	194	147	67	42.9	90	120.5	19	80	—	122	—	29	28
65	2½	65	202	155	75	46	104	139.5	19	80	—	122	—	29	28
80	3	80	236	173	91	46	124	152.5	24	110	—	135	—	36	40
100	4	100	246	183	101	52.3	146	190.5	24	110	—	135	—	36	40
125	5	125	274	211	127	55.6	176	216	24	110	—	150	—	36	40
150	6	150	286	223	139	55.6	206	241.5	24	110	—	150	—	36	40
200	8	197	325	248	169	60.5	257	298.5	32	170	—	180	—	51	63
250	10	247	381	304	219	68.3	312	362	32	170	250	180	250	51	63
300	12	296	406	329	244	77.7	364	432	32	170	250	180	250	51	63
350	14	333	445	360	309	78	407	476.5	47	310	—	220	—	54	66
400	16	385	500	415	348	102	466	539.5	47	310	—	220	—	54	66
450	18	434	524	439	372	114	522	578	47	310	—	220	—	54	66
500	20	482	589	488	423	127	575	635	60	500	—	360	—	68	89
600	24	579	637	536	472	154	680	749.5	60	500	—	360	—	68	89

Disc and seat material coding. Please refer to page 1.

## Sản phẩm khác



—

[VAN BƯỚM KITZ G-PN10ZJUE](#)

[Xem thêm VAN BƯỚM KITZ G-PN10ZJUE](#)



—

[VAN BƯỚM KITZ PN10ZJUE](#)

[Xem thêm VAN BU'OM KITZ PN10ZJUE](#)



—

[VAN 1 CHIỀU KITZ 10SFBF](#)

[Xem thêm VAN 1 CHIỀU KITZ 10SFBF](#)



—

[VAN 1 CHIỀU KITZ 10SF](#)

[Xem thêm VAN 1 CHIỀU KITZ 10SF](#)



—

## [VAN 1 CHIỀU KITZ 150SCOS](#)

[Xem thêm VAN 1 CHIỀU KITZ 150SCOS](#)



—

## [VAN BI KITZ 150SCTDZ](#)

[Xem thêm VAN BI KITZ 150SCTDZ](#)



